

How to register JREC-IN 1

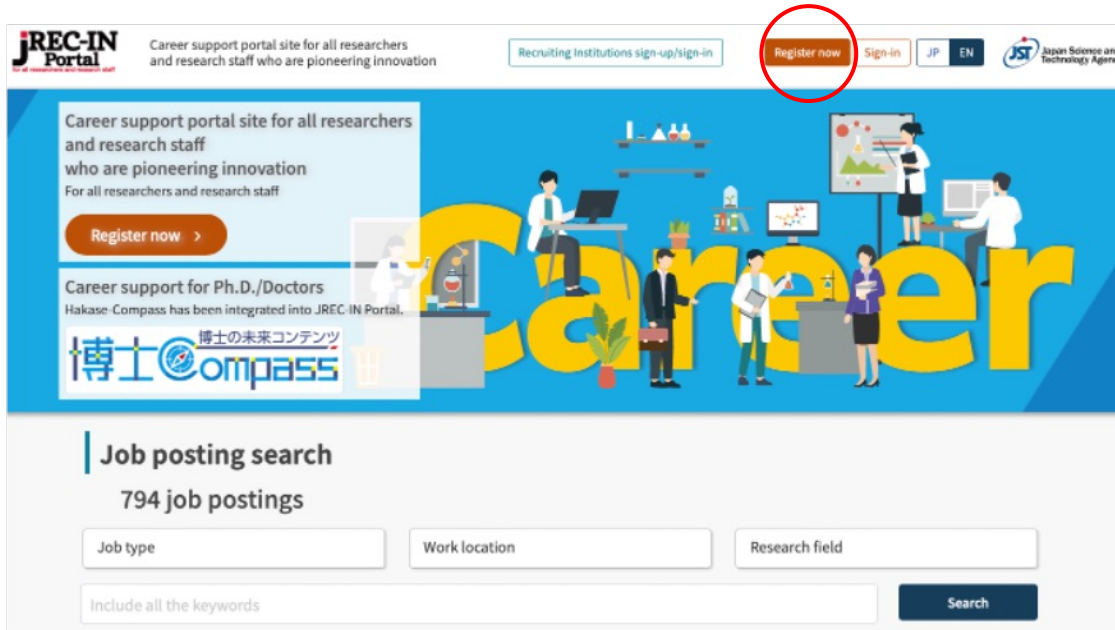
(1) JREC-IN Portal URL

<https://jrecin.jst.go.jp/seek/SeekTop> Japanese

<https://jrecin.jst.go.jp/seek/SeekTop?ln=1> English

English version is used for explanation below.

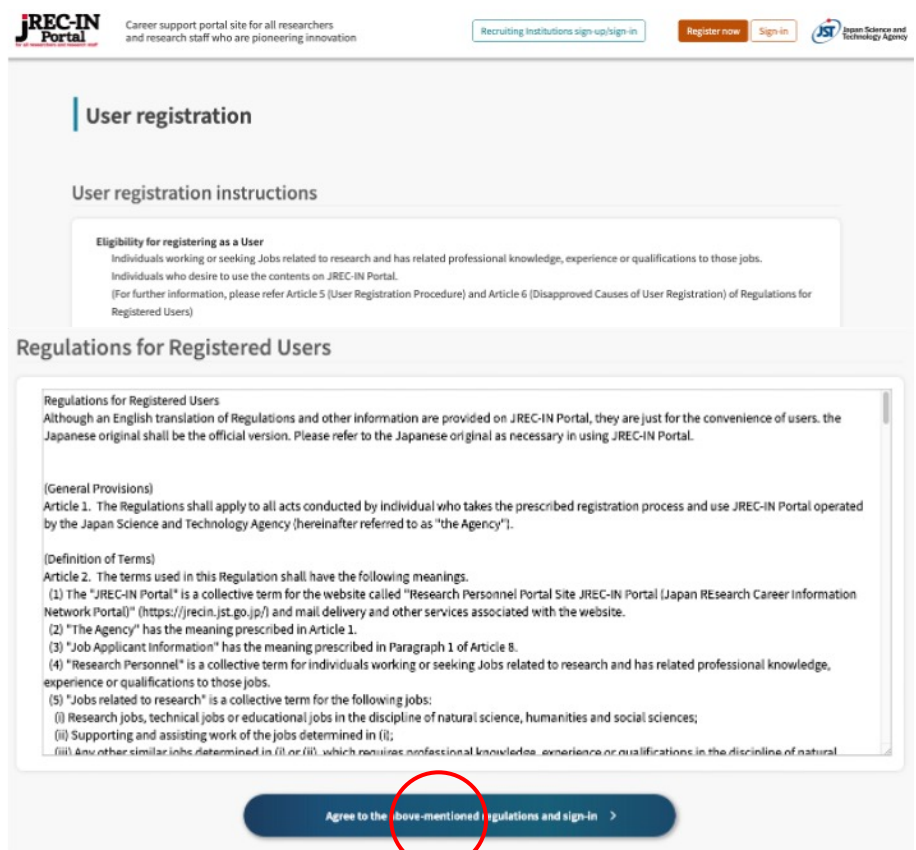
(2) Click on “Register now”.



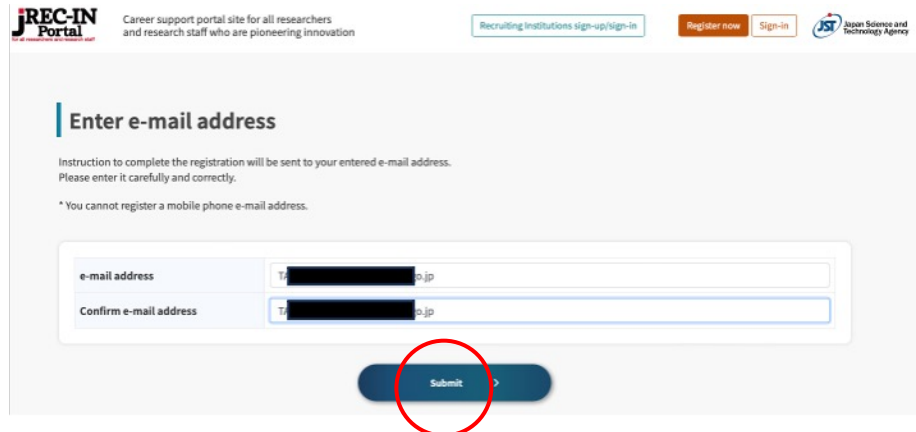
The screenshot shows the JREC-IN Portal homepage. At the top left is the JREC-IN Portal logo. To its right is the text: "Career support portal site for all researchers and research staff who are pioneering innovation". In the top navigation bar, there are buttons for "Recruiting Institutions sign-up/sign-in", "Register now" (circled in red), "Sign-in", "JP", and "EN". The JST Japan Science and Technology Agency logo is in the top right. The main banner features the word "career" in large yellow letters, with illustrations of researchers. Below the banner, there is a section for "Job posting search" showing "794 job postings" and search filters for "Job type", "Work location", and "Research field". A "Search" button is at the bottom right of the search section.

How to register JREC-IN 2

(3) Scroll down and click on “Agree to the above-mentioned regulations and sign-in”



(4) Enter your “email address” and submit



How to register JREC-IN 3

(5) Fill-in the “mandatory” information (Name, DOB, Nationality, Current institution type, Current job type, Degrees awarded, Specialized field/Research field, contact email address), and click on “Next”.

Top > Basic information input

Basic information input

Basic Published Background

Name **Mandatory** [Redacted] ✓

Date of birth (year/month) **Mandatory** [Redacted] ✓

Nationality **Mandatory** Japan ✓

Current institution type **Mandatory** Nation [Redacted] Institute ✓

Current job type **Mandatory** * If you select "Others", enter the detail in the subsequent fields. Professor level ✓ [List of job type >](#)

Degrees awarded **Mandatory** * If you select "Others", enter the detail in the subsequent fields. Ph.D. / Doctor ✓

Specialized field/Research field **Mandatory** * Select your current or past research fields.
1 Nanotechnology/Materials ✓
2 Natural Science
3 Select [List of research fields >](#)

Mandatory Number of inputs 8 / 8

* To change your e-mail address, please change from user information - Change e-mail address menu.

Top > Basic information input

Basic information input

Basic Published Background

Nationality **Mandatory** Japan ✓

Current institution type **Mandatory** Nation [Redacted] Institute ✓

Current job type **Mandatory** * If you select "Others", enter the detail in the subsequent fields. Professor level ✓ [List of job type >](#)

Degrees awarded **Mandatory** * If you select "Others", enter the detail in the subsequent fields. Ph.D. / Doctor ✓

Specialized field/Research field **Mandatory** * Select your current or past research fields.
1 Nanotechnology/Materials ✓
2 Natural Science
3 Select [List of research fields >](#)

e-mail address * To change your e-mail address, please change from user information - Change e-mail address menu. TATEYAMA.Yoshitaka@nims.go.jp

Applicant's contact e-mail address TA [Redacted]@nims.go.jp

* If you want to apply for job postings by online submission, please provide your contact e-mail address to the recruiting institution you applied for. Your e-mail address may be used to contact you from the recruiting institution to which you applied.

Mandatory Number of inputs 8 / 8

Next

(6) You can skip “published applicant information input”. Click on “Skip”.

Top > Published applicant information input

Published applicant information input

Basic Published Background

Your published applicant information will be accessible by recruiting institutions. After choosing a language and entering required items, press [Next] button. If you would like to skip registration of published applicant information, please press [Skip] button.

[Back](#) [Skip](#)

Select language Please select a language you wish to register in.
 English only

How to register JREC-IN 4

(7) Fill-in “mandatory” information (degree), and confirm.

The screenshot shows the 'Background information input' page with a progress indicator at the top showing 'Basic', 'Published', and 'Background' steps. The 'Degree' section is active, containing fields for 'Conferred Date', 'Degree' (set to 'Ph.D.'), 'Name of University' (set to 'The University of Tokyo'), and 'Title of Thesis'. Below this are sections for 'Education' and 'Awards & Honors'. At the bottom, a red circle highlights the 'Confirm' button.

(8) Check the User information entry, fill-in the password for sign-in, and register.

The screenshot shows the 'Confirm User information entry' page. It displays a table of 'Basic information' with fields like Name, Date of birth, Nationality (Japan), Current institution type, Current job type (Professor level), Degrees awarded (Ph.D. / Doctor), Specialized field (Nanotechnology/Materials, Natural Science), e-mail address, and Applicant's contact e-mail address. Below this is a section for 'Background information (English)' and a '[Degree]' summary table. The 'Sign-in password' section has two password fields, one with a strength indicator showing 'Very strong'. At the bottom, a red circle highlights the 'Register' button.

Then, your registration finishes!